ZENworks® Server Management
Best Practice

Ron van Herk
Worldwide Support Engineer
rvanherk@novell.com

Martin Irwin
Worldwide Support Engineer
mirwin@novell.com

Novell®

What will we be doing?

- Give a detailed explanation of a specific action
- Indicate what we recommend
- Feedback from others?

© April 25, 2005 Novell Inc.
Novell.

Agenda

Schedules

Packages

- File Distributions
- Application Distributions
- Server Software Packages
- Policies

Reporting

© April 25, 2005 Novell Inc.

Novell.

Schedules

Schedules

There are five schedules to keep track of:

1. Distributor Refresh Schedule
2. Distribution Build Schedule
3. Channel Send Schedule
4. Subscriber Extract Schedule
5. Policy Schedule

© April 25, 2005 Novell Inc.

Distributor Refresh Schedule

- Distributor will stop all current activities- its like a "restart server"
- Distributor will re-read eDirectory™
  - Distributor/Subscriber configuration
  - Distribution Configuration
  - Channel Configuration
  - Service Location Package
  - Policies
- Distributor will build or send distributions according to the defined schedule
  - Run Immediate
  - Run within an open schedule time

© April 25, 2005 Novell Inc.

Novell.

Distributor Refresh Schedule

Best Practice:

- Refresh the Distributor once a day or consider only ever doing it manually
- Do a Manual Refresh for urgent configuration changes
  - ConsoleOne®
  - iManager

Note:

The Distributor will read the configuration information for all Subscribers it's meant to send Distributions to but it will not send any configuration changes to the Subscriber until the channel opens

© April 25, 2005 Novell Inc.

Novell.

Distributor Refresh Schedule (cont)

Always refresh when you add a new Distribution

- If you are making a lot of new additions then schedule it

You don't need to refresh the Distributor if you changed any of the files in a distribution

If the refresh repeat schedule time is less than the time it takes to build a distribution, you will never build anything

© April 25, 2005 Novell Inc.

Novell.

Distribution Build Schedule

- Checks to see if there is a new revision to be built
- File-Distribution
  - Distributor checks to see if there are any file dates changed
  - If one (or more) file is changed, a new revision is built
- Application Distributions
  - Depending on the new “application version” checkbox, the Distributor will check the eDirectory object revision or the Application version attribute
  - If the something has changed, a new revision will be built

© April 25, 2005 Novell Inc.
Novell.

Distribution Build Schedule (cont)

- Don't set the Distribution Build Schedule to run more frequently than the distributions are sent out
- Will send a new revision immediate (overrides the channel schedule) if you check the “send immediately after build” option
- Use the “extract immediate” option wisely

© April 25, 2005 Novell Inc.
Novell.

Channel Send Schedule

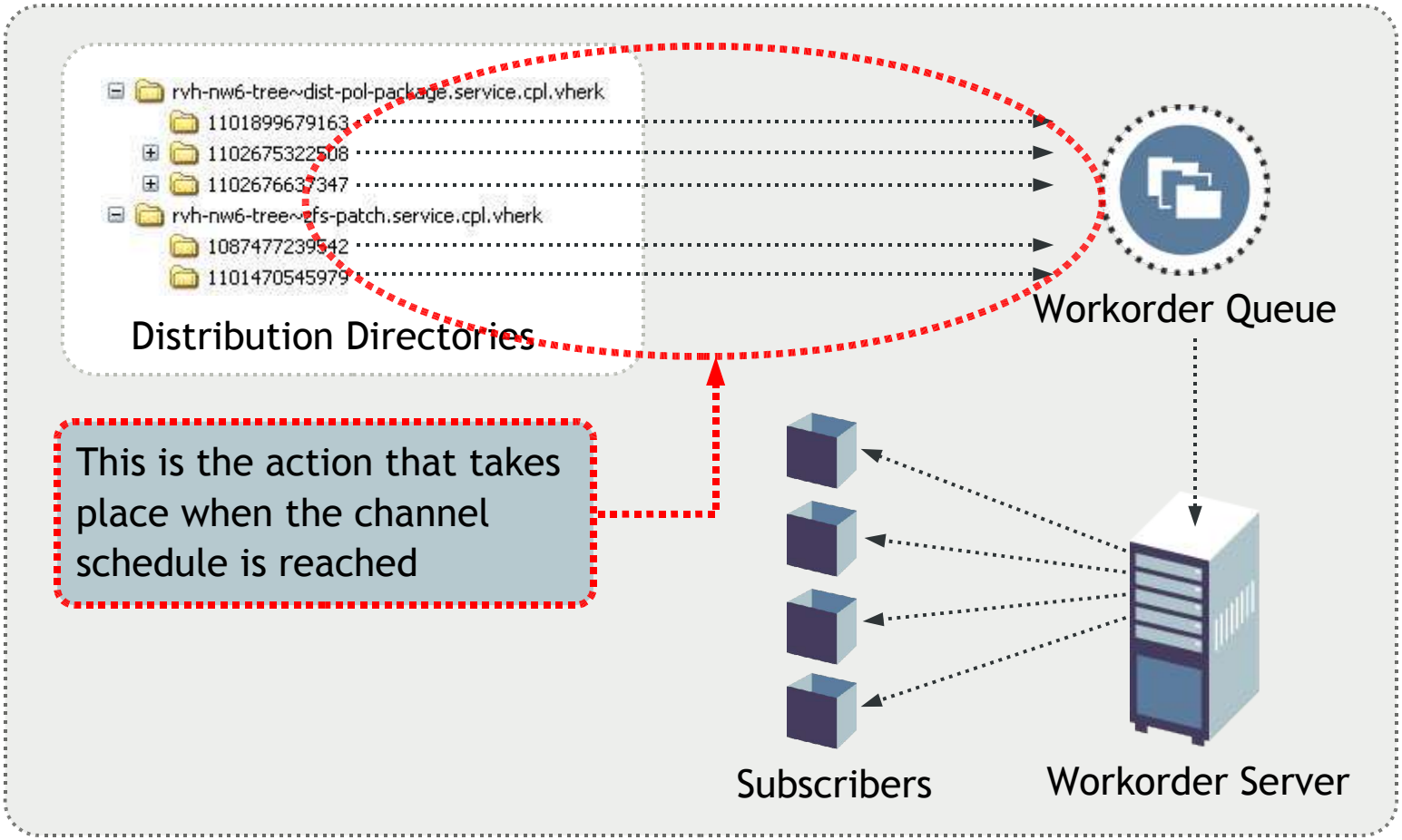

© April 25, 2005 Novell Inc.

Novell.

Channel Send Schedule

Workorders will be created for every revision of every distribution in the channel

Using “run Immediate” on the channel and build schedule can cause errors in your ted.log file

If a part of the distribution has already been sent previously, only the remaining part of the distribution will be sent

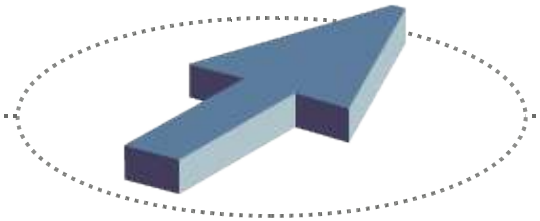

© April 25, 2005 Novell Inc.

Novell.

Policies and their Schedules

Set in the Distributed Server package on each policy you setup

This **is not** how often the Distributor sends the policy!!

This **is** how often the policy is run on that server

If the policy doesn't apply, check the schedule!!! The “Policy” distribution may have successfully been sent and extracted to that subscriber but if the policy schedule is set to **never** it won't run

© April 25, 2005 Novell Inc.

Novell.

Policies and their Schedules

How often do you want to check for restricted files?

How often do you want that servers inventory taken and sent?

How often do you want the traptarg file checked?

Options are:

- Daily, weekly,monthly yearly
- On an event
- Some standard policies only give you the option to run on a trigger that is not time dependent (SMTP ZENworks Database)

© April 25, 2005 Novell Inc.

Novell.

Subscriber Extract Schedule

Acts on all Distributions available to extract on that Subscriber

The “extract immediate” schedule option on the Distribution overrides this schedule

- Some distributions can cause high utilization for a short time so use this option wisely

© April 25, 2005 Novell Inc.

Novell.

Schedule Time

What time is used?

Local Time on the Distributor?

Local Time on the Subscriber?

GMT Time?

What about Daylight Savings Time?

© April 25, 2005 Novell Inc.

Novell.

What about Daylight Savings Time?

Not all regions use Daylight Savings Time

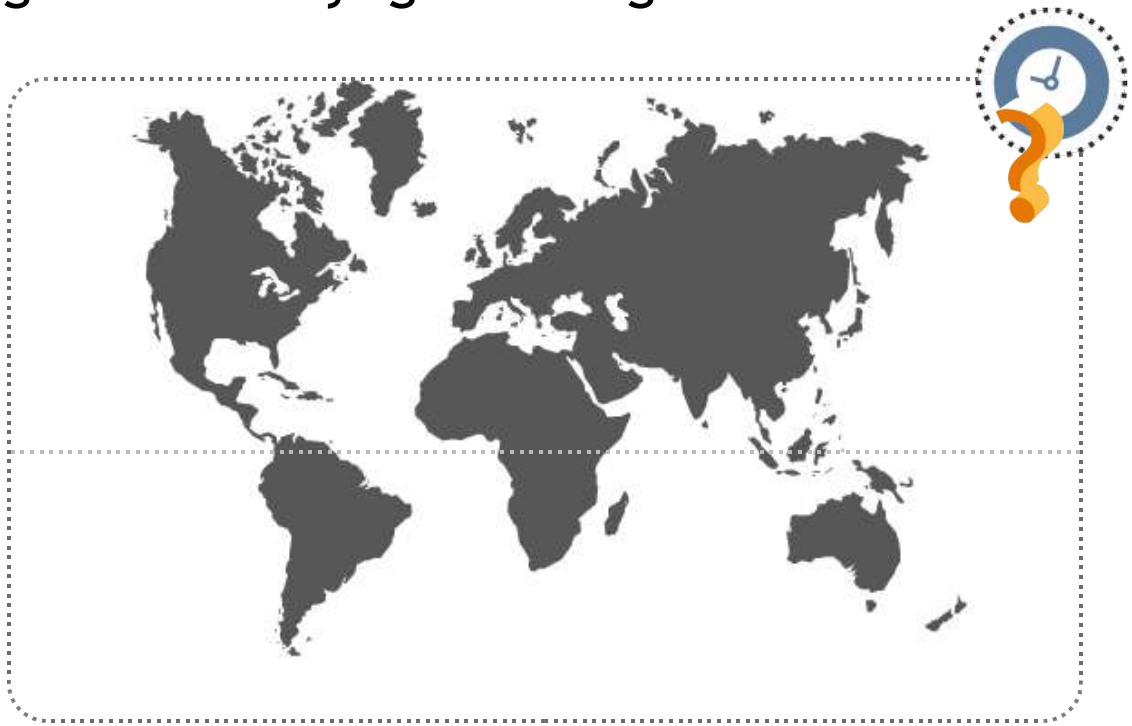

The South side of the globe is having Daylight Savings Time from October- March

© April 25, 2005 Novell Inc.

Novell.

Schedule Time

Distributor Refresh, Distribution Build Schedule and Channel Send Schedule will use the **GMT Time** from the **Distributor**

The Extract Schedule uses the **GMT Time** on the **Subscriber**

Policy Schedules will use the **Local Time** on the **Subscriber**

© April 25, 2005 Novell Inc.

Novell.

Configure Your Distributions

General Properties

Use Digest

Encrypt

Maximum Revisions

Channels

© April 25, 2005 Novell Inc.

Novell.

File Distributions

Target Path

Synchronize Directories

Verify Distribution

© April 25, 2005 Novell Inc.

Novell.

Application Distributions

A Golden application object needs these things to run with ZENworks Server Management

- Source path variable
- Works with Standard set of file rights (R and F)
- Files on the Distributor

© April 25, 2005 Novell Inc.

Novell.

Components of a software package

Main component

- Has variables and requirements that apply to the whole package
- If you don't want the package to send at all set requirements on the Distribution not here

Sub Components

- Logic flow top to bottom, left to right
- Each component has a requirement
- Use post install if your only going to run a process
- Local File copy copies file from one volume to another
- File copy copies files from the package up to the server

Now some Novell standard SPKS.....

© April 25, 2005 Novell Inc.

NetWare spk

Uses the “ZFS” option in products.dat to run in silent mode

The SPK also needs a down policy to work with its alert servers option

- The “sister”server will send a SNMP warning packet if the server never comes back

Included in the support pack download off of the web

Needs you to compile it into a CPK

- Ensure you have the files in the specified location or change the location in the SPK

© April 25, 2005 Novell Inc.

Novell.

eDirectory SPK-NetWare

Works with:

- ZENworks 6.5 Server Management
- ZENworks for Servers 3.02 (IR2)
- eDirectory 8.7.3.4 (IR4) and onwards

Its being written into the code from the ground up

- It is a fully supported solution by eDirectory CPR and ZENworks testing

For both the Security and 'normal' eDirectory patches

It saves you time!

Patching your eDirectory on Windows is out soon (or now)

© April 25, 2005 Novell Inc.

Novell.

eDirectory SPK-NetWare (cont)

How it works

We had to get it run in 'unattended mode'

- We only needed to modify two IPS scripts that the eDirectory patch uses to install

We Create a “ZFS” entry in the PRODUCTS.DAT and hand over control to the eDirectory IPS script

- Modeled after the NetWare support pack SPKs
- We copy the entire eDirectory patch down to the server and expand it to the SYS volume

© April 25, 2005 Novell Inc.

eDirectory SPK-NetWare (cont)

The two files we modified in the IPS scripts were:

STARTUP.ILS

The STARTUP.ILS checks the the existence of the temporary “ZFS” key in PRODUCTS.DAT and if exists, sets a “ZFS” variable to TRUE which indicates that message prompts and inputs should be skipped

87PATCH.ILS

The 87PATCH.ILS is the core script which contains the main copy file commands. Message prompts are skipped over if the script is running in unattended mode

© April 25, 2005 Novell Inc.

Novell.

eDirectory SPK for Windows

Its NEW to the 8.7.3.6 build.

- Will upgrade all eDirectory version from 8.7.3.x versions.
- Adds itself to the add remove programs section.
- The eDirectory patch now comes with a wise install executable- contains the MSI.

Our SPK Uses two variables

- DEST_Path (normaly c:\)
- edirpatchver (you modify)

What we do.

- use the unattended install mode with these switches.
- /qr quite mode
- ALLUSERS="1" install using system scope

© April 25, 2005 Novell Inc.

eDirectory patch Windows (cont)

What you need to do.

- download the eDirectory 8.7.3.6 patch
- install it into your ZENworks Server Mangement Console one namespace.
- Ensure the patch “eDir873x_Win32.exe” is in your edirpatch directory on C drive.
- Modify the variable EDIRPATCHVER is now “6” or the version going forward you are using.
- Compile and test.

Remember use the “package Process” command to test it manually

© April 25, 2005 Novell Inc.

eDir SPK Windows

so...

what happens.

This is the command in the last tab of the last component.

- %DEST_PATH%eDirPatch\eDir873%EDIRPATCHVER%_Win32.exe /l* %DEST_PATH%eDirPatch\eDir873%EDIRPATCHVER%_Win32.log /qr ALLUSERS="1"

Converts to this if you use c:\ and 6 as the variables.

- c:\eDirpatch\eDir8736_Win32.exe /l* C:\eDirPatch\eDir8736_Win32.log /qr ALLUSERS="1"

Demo of NetWare or Windows.

© April 25, 2005 Novell Inc.

eDirectory patching is now automated

Download the patch and expand it to your C Drive

1. Run ConsoleOne with the ZSM snapins (6.5 or 3.02)
2. Import the SPKs provided in the eDirectory patch
3. Ensure the patch is expanded to the root of c
4. Compile it into a CPK file format
5. Insert into a Software package distribution
6. Send it out

© April 25, 2005 Novell Inc.

Policy Distributions

Policy usage

Schedules

How are policies applied

Stored on the Subscriber filesystem

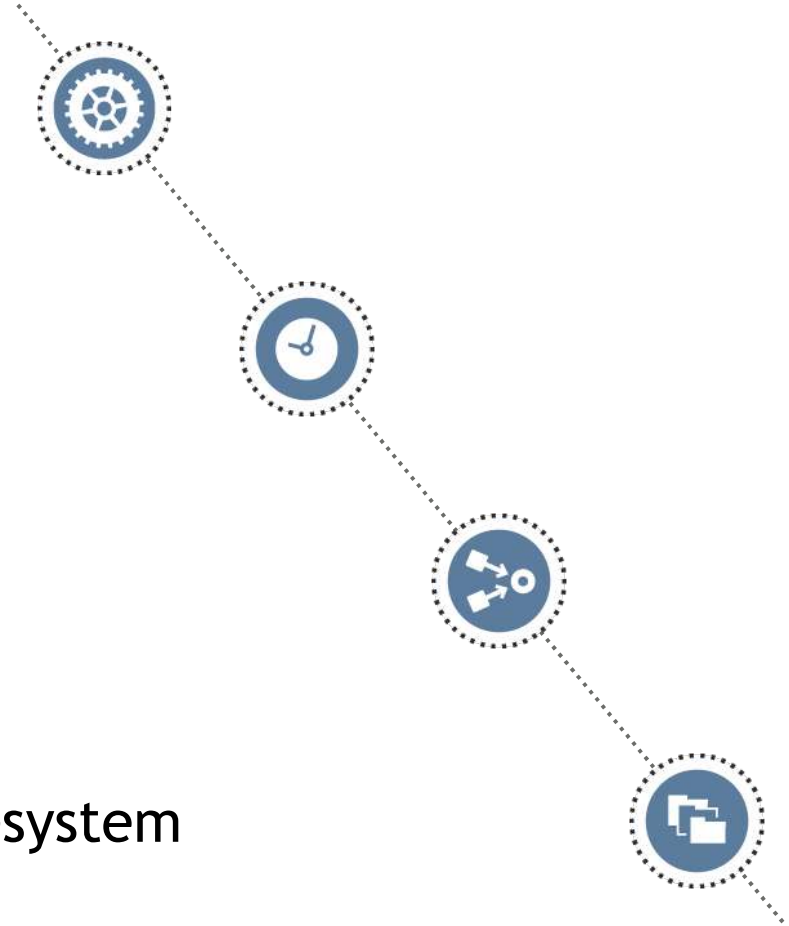

© April 25, 2005 Novell Inc.

Novell.

Reporting

Subscriber Distribution View

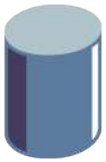

Reporting through the Database

- Reports from ConsoleOne

Reporting through statusfiles

- Reports from iManager
- Remote Web Console
- Tiered Distribution View
- Subscriber Distribution View
  - New with SP1 !!!
  - Complete overview of all distributions

© April 25, 2005 Novell Inc.

Novell.

Novell®

General Disclaimer
This document is not to be construed as a promise by any participating company to develop, deliver, or market a product. Novell, Inc., makes no representations or warranties with respect to the contents of this document, and specifically disclaims any express or implied warranties of merchantability or fitness for any particular purpose. Further, Novell, Inc., reserves the right to revise this document and to make changes to its content, at any time, without obligation to notify any person or entity of such revisions or changes. All Novell marks referenced in this presentation are trademarks or registered trademarks of Novell, Inc. in the United States and other countries. All third-party trademarks are the property of their respective owners.

No part of this work may be practiced, performed, copied, distributed, revised, modified, translated, abridged, condensed, expanded, collected, or adapted without the prior written consent of Novell, Inc. Any use or exploitation of this work without authorization could subject the perpetrator to criminal and civil liability.

Novell